

MD/PD 180 Slave

Item number **GTIN**
 EM10410024 4015120410024

Ø 16 m	180°	ON/OFF	IP20
--------	------	--------	------



Technical data

GENERAL	
Device category	Wall-mounted presence detector
Product information	Mounting position: Keep a safe distance of 5 m from radio antennas (e.g. WiFi access points).
Remote controllable	-
Conformity	CE, EAC, RoHS, WEEE
Warranty	3 years
ATTACHMENT	
Installation type	Flush-mounted/Device socket Ø 68 mm
Installation position	Wall
Installation dimension	Installation depth: 34 mm, Ø 60 mm
Type of connection	Push terminal
Connectable wire cross section	1,5 – 2,5 mm ²
HOUSING	
Dimensions	Length 70 mm x Width 70 mm x Height/Depth 55 mm
Weight	75 g
Material	UV-stabilised polycarbonate
Protection type	IP20, IP44 depending on cover (order separately)
Permissible ambient temperature	0 °C...+50 °C
Relative humidity	5 – 95 %, non-condensing
Colour	opal matt
ELECTRICAL VERSION	
Control system	ON/OFF

Product description

- "Slave" detector for extending the field of detection of a "master" detector MD 180i/R or PD 180i/R with **180° field of detection** for wall mounting
- **range of up to 16 m** cost efficient system upgrade with up to 6 further extensions

Protection class	II
Nominal voltage	230 V AC / 50 Hz
Power consumption	0,4 W
SENSORS	
Detection angle	180° horizontal, 60° vertical
Detection range diagonally	Ø 16 m
Detection range head-on	Ø 6 m
Detection range presence	Ø 4 m
Field of detection	up to 101 m ²
Recommended installation height	1,1 m
Max. mounting height	2,2 m
Light measurement	mixed light
CHANNELS (LIGHTING / HVAC)	
Push button input HVAC	-
Slave input	-
Mode	Fully automatic
Switching delay from "dark to light"	0 s
Switching delay from "light to dark"	0 s
Constant light control	-
Channel	C1 Lighting
Function	Not relevant
Switch contact	Bus system
Push button input	-
Impulse mode	-

Factory settings

MD/PD 180 Slave

Item number	GTIN
EM10410024	4015120410024

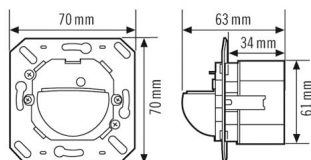
GENERAL

Sensitivity	100 %
-------------	-------

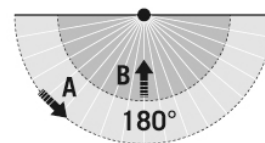
Accessories

Product designation	Item number	Product description	GTIN
Cover			
COVER IP20 WH	EM10055102	Cover for wall detectors from the STANDARD series, IP20, white, similar to RAL 9010	4015120055102
COVER IP20 SWH	EM10055119	Cover for wall detectors from the STANDARD series, IP20, white, similar to RAL 9016	4015120055119
COVER IP20 CWH	EM10055126	Cover for wall detectors from the STANDARD series, IP20, white, similar to RAL 1013	4015120055126
COVER IP20 AN	EM10055133	Cover for wall detectors from the STANDARD series, IP20, anthracite, similar to RAL 7021	4015120055133
COVER IP20 SR	EM10055140	Cover for wall detectors from the STANDARD series, IP20, silver	4015120055140
COVER IP44 WH	EM10055157	Cover for wall detectors from the STANDARD series, IP44, white	4015120055157
COVER ELK RS/PLUS IP20 WH	EM10055270	Cover for wall detector fits with Elko RS/PLUS, IP20, white	4015120055270
COVER BER S1 IP20 PWH	EP10427107	Cover for wall detector fits with Berker S.1, IP20, polar white	4015120427107
COVER BER MOD2 IP20 WH	EP10427138	Cover for wall detector fits with Berker module 2, IP20, white	4015120427138
COVER BUJ REF IP20 WH	EP10427145	Cover for wall detector fits with Busch-Jäger Reflex, IP20, white	4015120427145
COVER GIR S55 IP20 WH	EP10427169	Cover for wall detector fits with Gira Standard 55, IP20, white	4015120427169
Mounting			
MOUNTING BOX IP44 SM WH	EM10055164	Surface-mounted box for wall detectors from the STANDARD series, IP44, white	4015120055164
Wall-mounted motion detector			
MD 180i/R	EM10055010	Wall-mounted motion detector with 180° field of detection	4015120055010
Wall-mounted presence detector			
PD 180i/R	EM10410017	Presence detector with 180° field of detection for wall mounting	4015120410017

Dimension drawing



Field of detections



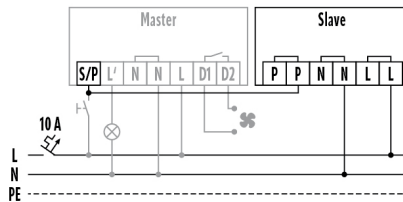
Detection range

■ Diagonally (A)	Ø 16 m
■ Frontal (B)	Ø 6 m
■ Presence area (C)	Ø 4 m

MD/PD 180 Slave

Item number	GTIN
EM10410024	4015120410024

Circuit diagram



Master/slave connection for presence detectors: a maximum of 6 slave devices may be connected to one master.

Detailed product description

- "Slave" detector for extending the field of detection of a "master" detector with 180° field of detection for wall mounting
- **range of up to 16 m** cost efficient system upgrade with up to 6 further extensions
- All parameters are set on the "master" detector; the "slave" device records movements and relays them to the "master"
- Cover frame IP 20 in 5 different colours
- Compatible with brand switches; therefore replaces any conventional switch
- IP 44 version suitable for damp rooms, garages and basement access ways. Vandal-proof cover with stainless steel screws (accessory)
- Prevent unwanted triggering of device e.g. by small animals, by masking the vertical field of detection by means of an enclosed covering cap
- Universal surface-mounted box IP 20/IP 44 with triple diaphragm line entrance
- "Slave" detector can be connected to the following detectors:
 - PD 180i/R
 - MD 180i/R